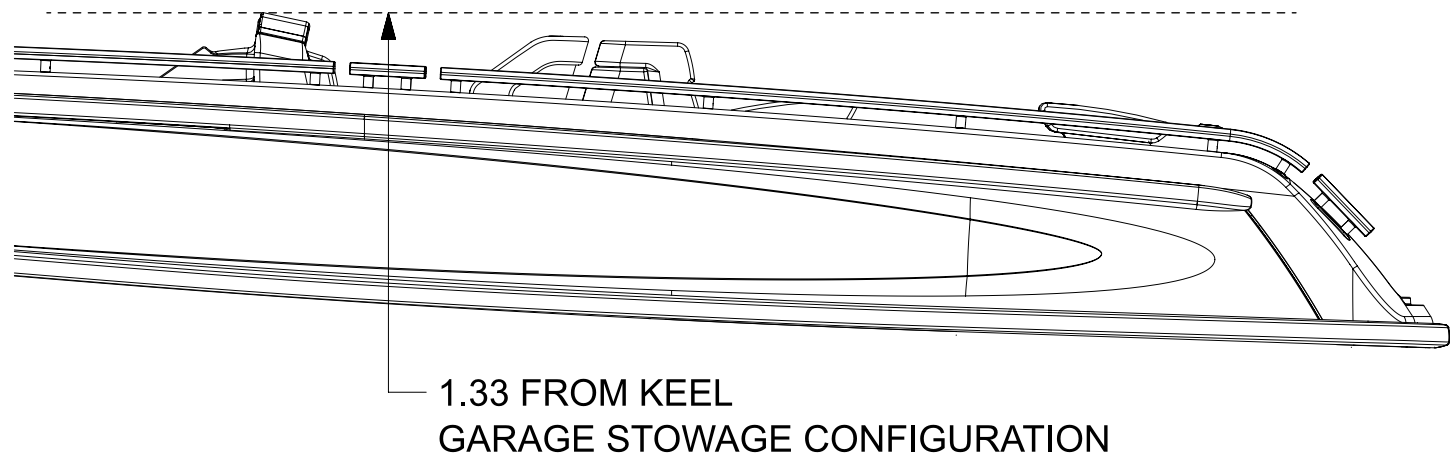
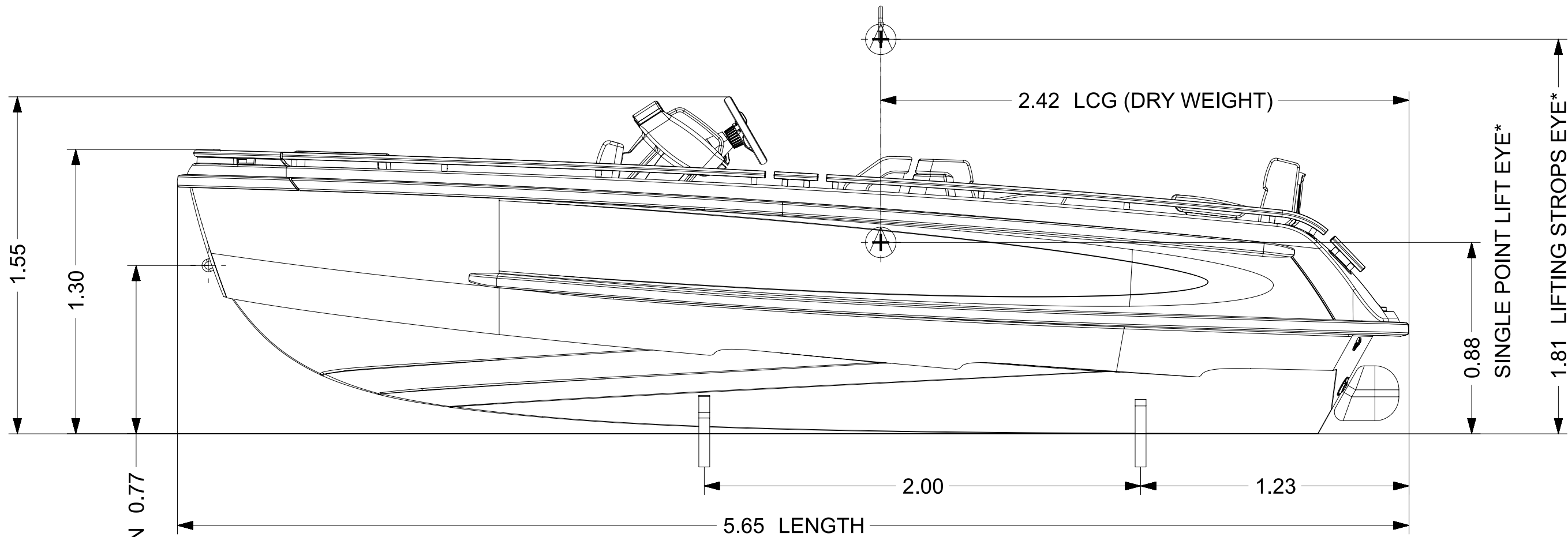
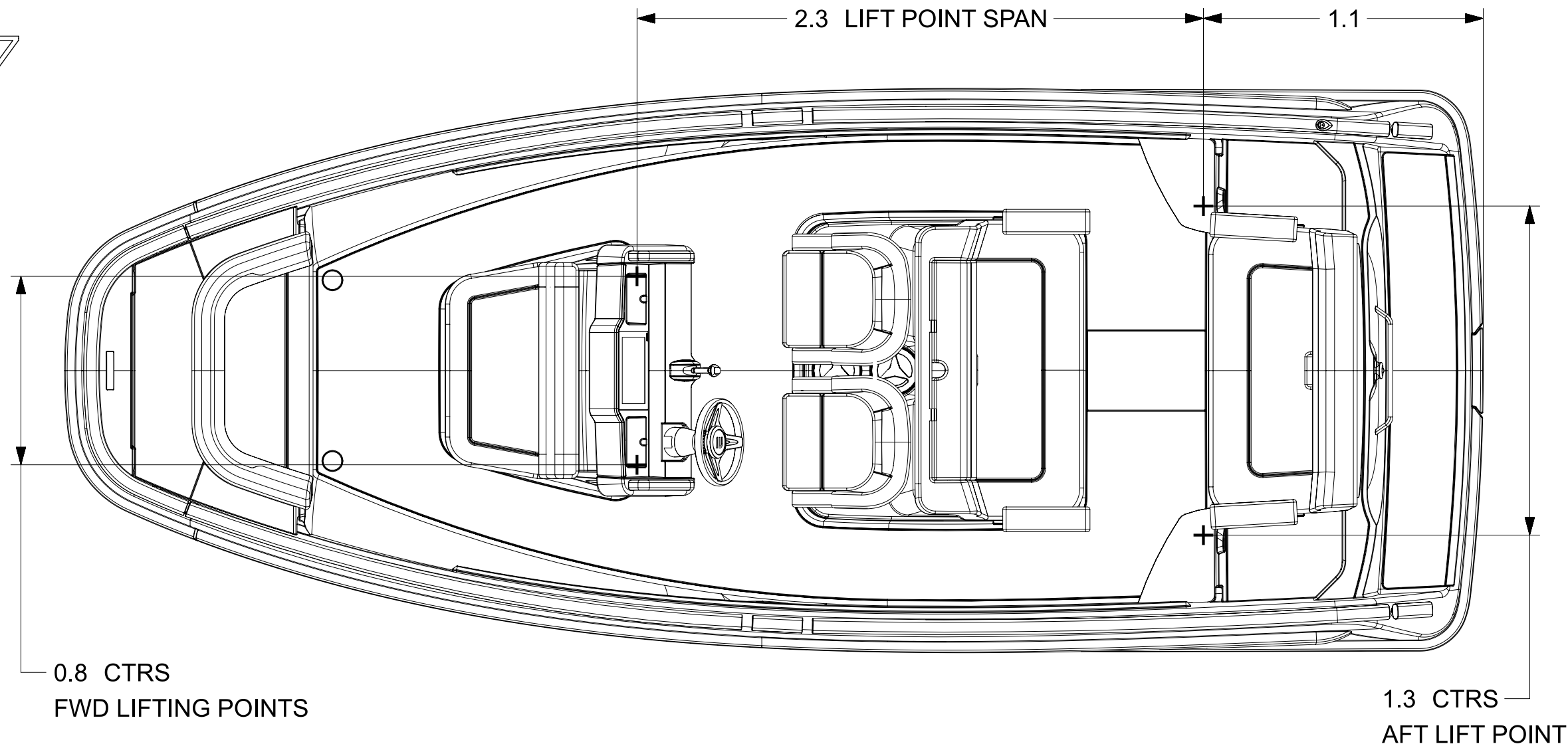
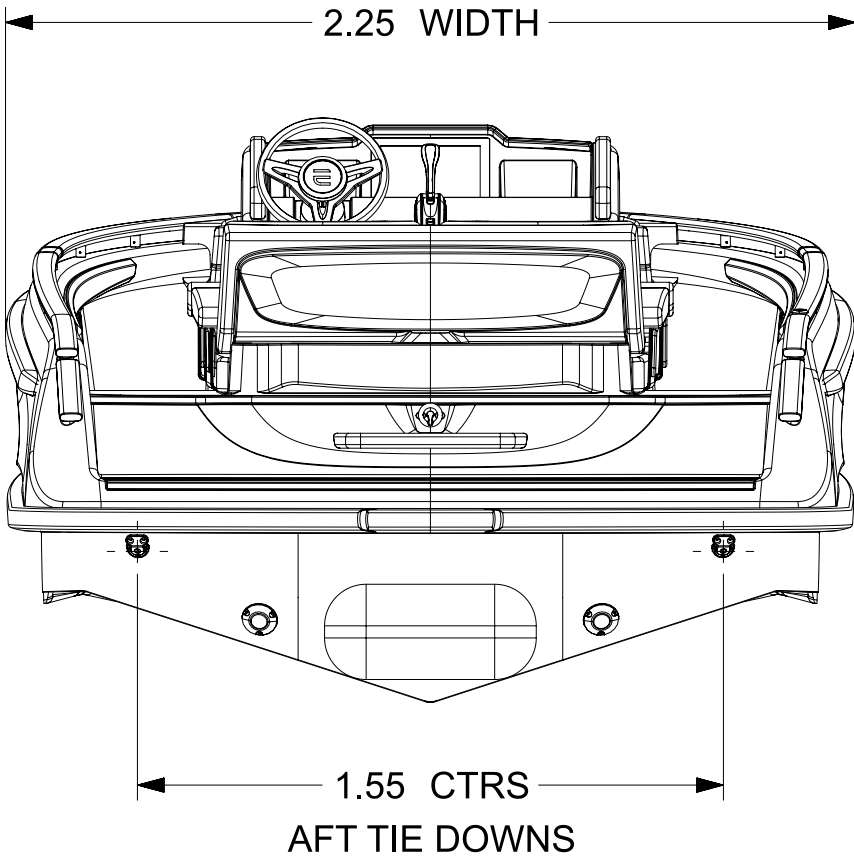


ORIGIN
57



LENGTH	5.65m (±1%)
BEAM	2.25m (±1%)
DRAFT (FULLY LOADED)	0.50m
ENGINE	YANMAR 4LV
POWER	195HP
DRY WEIGHT	1340kg
SEATING CAPACITY	9
FUEL	DIESEL
FUEL CAPACITY	100L
MAX. SPEED	42mph
CE DESIGN CATEGORY	C

- NOTES:
1. AVERAGE DRY WEIGHT STATED; ACTUAL WEIGHT DEPENDENT ON OPTIONS FITTED.
 2. GARAGE STOWAGE CONFIGURATION:
 - QUICK RELEASE STEERING WHEEL
 - REMOVABLE AFT SEAT BACKREAST
 - FOLDABLE HELM
 3. REFER TO DWG RD2346 FOR CHOCK PROFILES.
 4. SINGLE POINT LIFT OPTION*: 99-0984
 5. ALL DIMENSIONS IN METERS.



1	24/04/2025	DOCUMENT PRODUCTION	FZ	OBB
REV.	DATE	DETAILS	DRAWN	APP'D

NOT FOR PUBLICATION - THIS DRAWING IS THE PROPERTY OF WILLIAMS JET TENDERS LTD. AND IS ISSUED ON CONDITION THAT IT IS NOT COPIED, RE-PRINTED OR DISCLOSED EITHER WHOLLY OR IN PART TO ANY THIRD PARTY NOT AUTHORISED TO RECIEVE IT

GENERAL TOL.

0	±0.50
0.0	<0.25
0.00	±0.10
0	±0.50

REMOVE ALL BURRS & BREAK SHARP EDGES

GENERAL SURFACE FINISH Ra 1.6UM

DIMENSIONS IN MM UNLESS STATED

DO NOT SCALE DRAWING

DRAWN	FZ	24/04/2025
APP'D	OBB	24/04/2025
PROJECT:		
INSPECTION LEVEL:		
MATERIAL & FINISH		

TITLE

ORIGIN 57 (2026MY)

PART NO.

WPT-00057ORIGIN-P97-2026MY-DATASHEET_dwg1

A2

SCALE 1:20

SHEET 1 OF 1

WILLIAMS